

General Bustier Requirements and Instructions

This bustier pattern was used as the objective test project for the Fashion Technology Competition in the Worldskills Competitions held in Calgary, Alberta, September 2-7, 2009

Fabric Provided:		Bustier Pattern:
Fashion fabric 150 cm. wide (pre-cut already)	0.5 m.	
Fusing 137 cm. Wide (ironed on shell already)	.5 m.	
Satin Lining (medium weight) 115 cm. wide	0.5 m.	
Boning (covered with twill tape)	2.5 m.	
Invisible zipper (55cm.)	one	
Metal snap	one	

***Same pattern for fabric and lining**

SPECIFICATIONS:

Fusing must be applied on each part of the bustier.

A 55 cm invisible zipper, must be applied on the left side seam, and cut to the right measure.

The end of the invisible zipper must be covered with lining. (width 1cm.)

The end of the zipper must be attached to the inside of the bustier with a metal snap.

Apply boning on each bustier seam except the left side seam.

Apply boning close to the back left side seam of the lining.

The most of the lining must be attached to the zipper by hand.

The bottom corner of the zipper can be finish by hand.

Seam allowances are 1.2cm.

Same pattern for fabric and lining


Fashion Technology Competition– Skills BC 2010

April 21, 2010

THE BUSTIER WILL BE EVALUATED ON THE FOLLOWING CRITERIA:


- Cutting/pattern layout.** (Optimal fabric utilization) – **will be evaluated on the lining layout**
- Measurements.** (Accurate measurement of the garment according to the bustier pattern.)
- Mandatory techniques and specifications.**
- Overall appearance.** (Drape and shape of the garment.)
- Quality of the mandatory garment.** (Neatness of the garment. Sewing and finishing.)

Bustier Construction:



Fashion Technology Competition– Skills BC 2010


April 21, 2010



Fashion Technology Competition– Skills BC 2010


April 21, 2010

(lining)



Fashion Technology Competition– Skills BC 2010

April 21, 2010



THE SKIRT WILL BE EVALUATED ON THE FOLLOWING CRITERIA:

- Final measurements.** (Fitting on the dress form according to the basic block.)
- Overall appearance.** (Drape and shape of the garment.)
- Quality of the non-mandatory garment.** (Neatness of the garment, Sewing and finishing.)
- Level of difficulty.**
- Creativity of the design.** (Principal of creativity/design. Wearability.)